

You are going to colour in a design on the grid above.

Clues to what that design should look like are written on a set of cards.


- Deal out the cards
- Take it in turns to select one piece of information that you think is important and read it to the rest of the group
- You can write something down on the group's answer sheet but you must not show anyone any of your cards (even after you have read them out)

As a group, try to find the design.


There are some pictures on some of the cards. These are there to help you understand some of the words used.




shows the top row of the design




shows the first column of the design



The diagonals



and



are shown by




and



This picture



all of the 16 squares in the top left-hand quarter




This



means look at this corner.



shows the second row of the design



shows the second column of the design

